

Improving Health Outcomes in Prince George's County



Pamela B. Creekmur

Health Officer

Prince George's County Health Department

January 28, 2017









Rushern L. Baker, III
County Executive









Building a Healthier Prince George's County

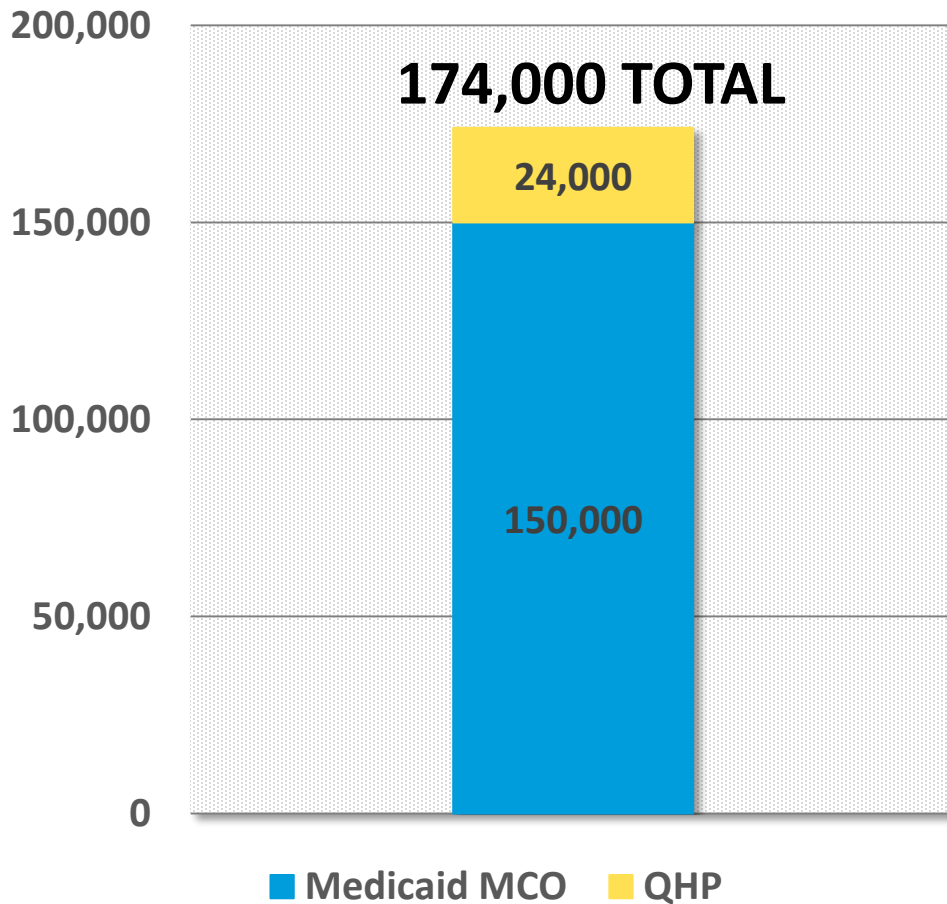
Significant County Health Indicators

Health Focus Areas (County Baseline Source)	Improvement from Baseline	County Baseline	County Current	Maryland Baseline	Maryland 2017 Target
Life Expectancy at birth (VSA 2008-2010; 2012-2014)		77.8 years	80.0 years	78.7 years	79.8 years
Rate of cancer deaths per 100,000 population (age adjusted) (VSA 2007- 2009; 2012-2014)		173.8	156.5	179.3	147.4
Rate of heart disease deaths per 100,000 population (age adjusted) (VSA 2007-2009; 2012-2014)		224.2	172.5	196.8	166.9
Rate of diabetes deaths per 100,000 population (age adjusted) (VSA 2007- 2009; 2012-2014)		31.4	28.3	21.8	---
Rate of ED visits for hypertension per 100,000 population (Maryland Hospitals only) (HSCRC 2010; 2014)		243.4	261.7	205.9	234.0
Rate of kidney disease deaths per 100,000 population (age adjusted) (VSA 2007-2009; 2012-2014)		15.0	13.1	13.5	---

Significant County Health Indicators

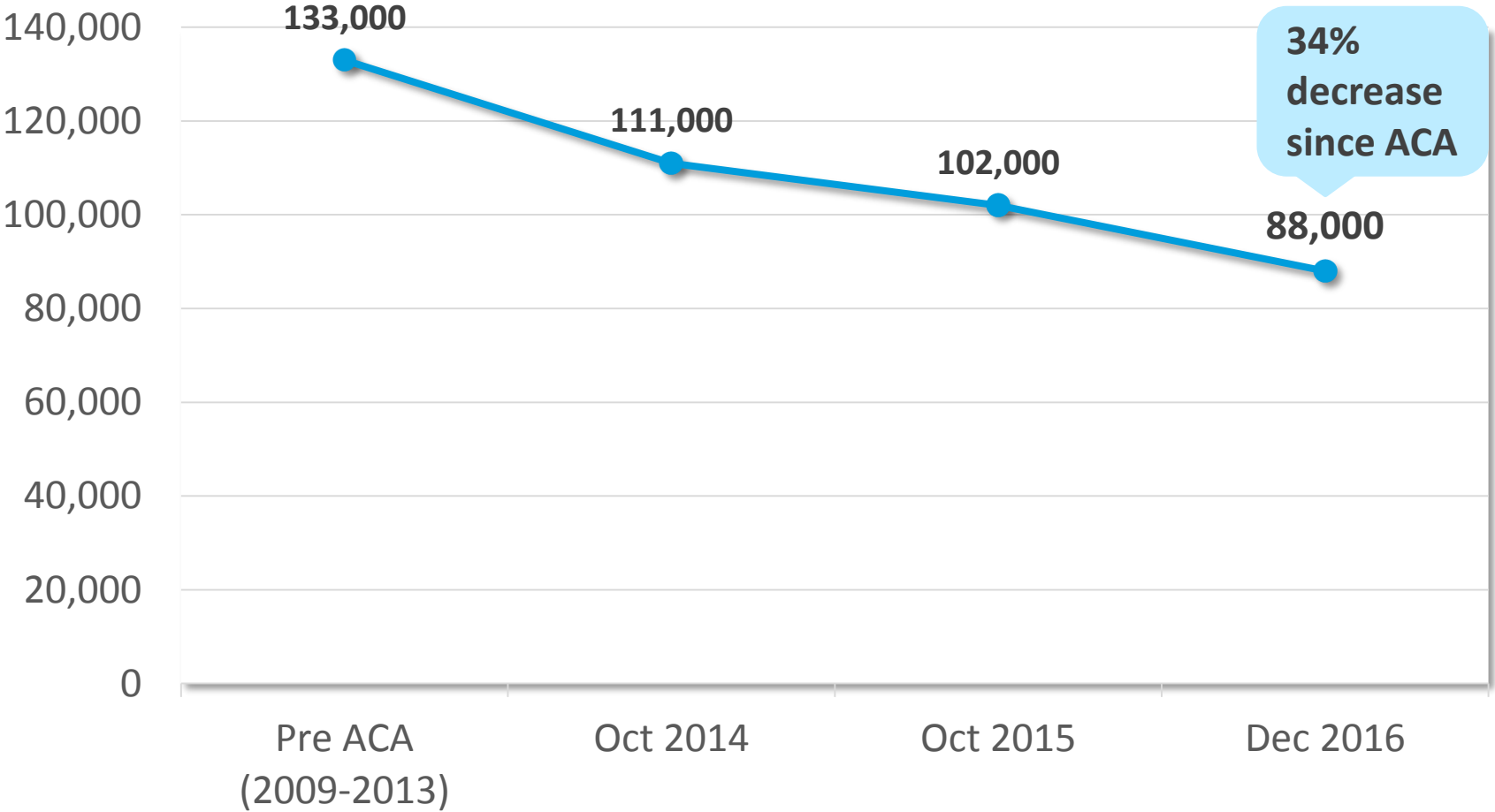
Health Focus Areas (County Baseline Source)	Improvement from Baseline	County Baseline	County Current	Maryland Baseline	Maryland 2017 Target
Percentage of adults who are at a healthy weight (BRFSS 2011; 2014)		30.2%	31.7%	35.6%	36.6%
Percentage of youth (high school) who are obese (MYTS 2010; 2014)		15.0%	15.1%	11.7%	10.7%
New cases of HIV in persons age 13 & older per 100,000 (IDEHA 2009; 2015)		56.4	55.6	26.5	26.7
Infant Mortality Rate per 1,000 births (VSA 2007; 2015)		11.7	8.9	8.0	6.3
Current Adult Smokers (BRFSS 2011; 2014)		17.0	11.8	19.1	15.5
Drug-Induced Death Rate per 100,000 population (age adjusted)		5.9	6.0	12.9	12.6

Affordable Care Act (ACA) Net Growth PGC Health Connect



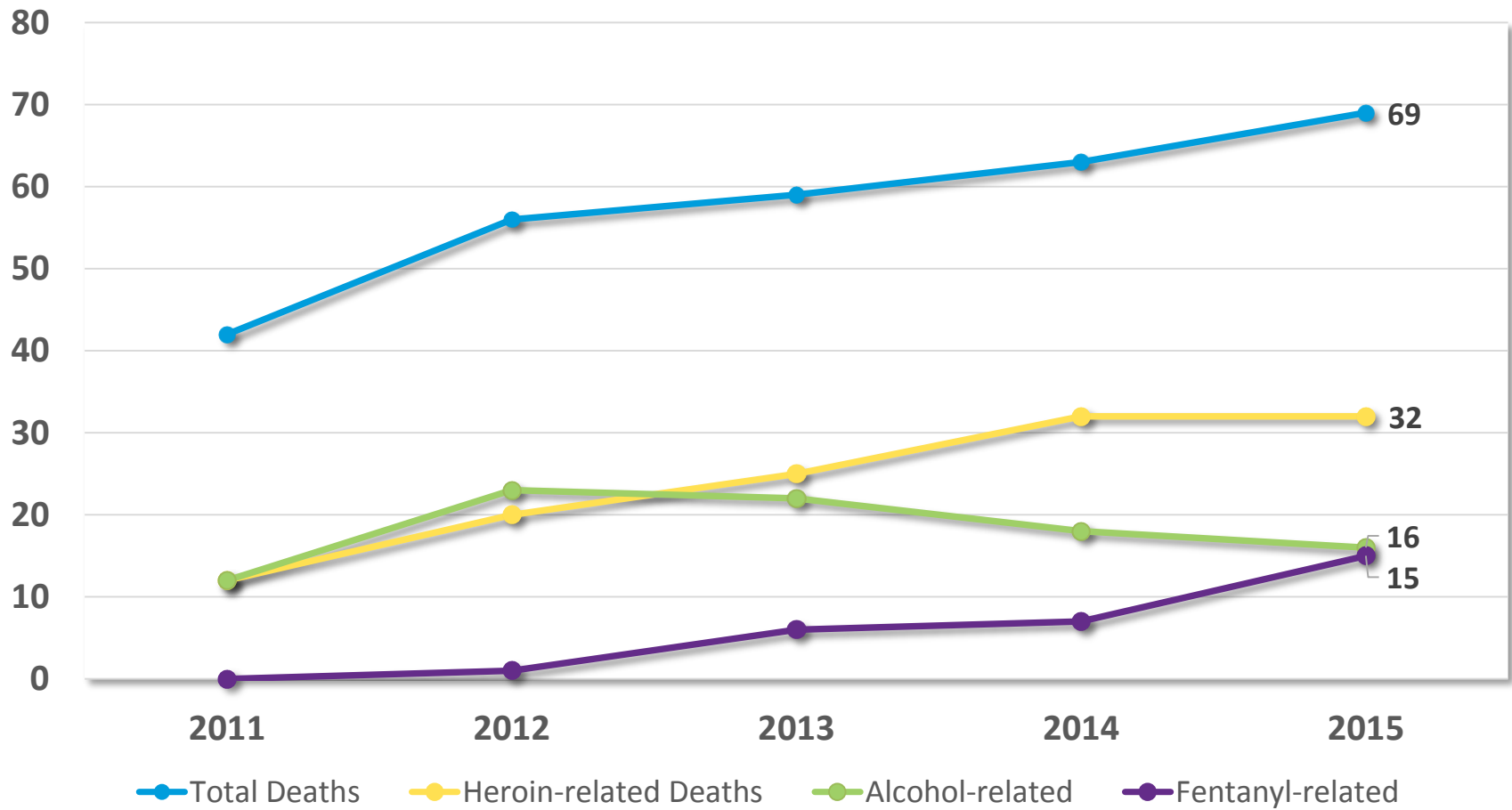
- 150,000 County residents enrolled in Medical Assistance Insurance
- 24,000 County residents enrolled in Qualified Health Plans
- Nearly **20%** of County residents

Estimated Remaining Uninsured in Prince George's County



Source: Kaiser Family Foundation, Maryland Health Connection

Number of Drug and Alcohol-Related Deaths Occurring in Prince George's County



2016 Community Health Needs Assessment (CHNA)

- In response to 2015 Primary Healthcare Strategic Plan Recommendation, the Health Department and 5 area hospitals conducted a ***joint community health needs assessment*** for the first time in county history.
- Our 5 hospitals, 40 community experts and the Health Department ***collectively agreed to focus efforts*** on the following priorities:
 - Behavioral Health
 - Obesity and Metabolic Syndrome
 - Cancer
 - Overall social determinants, including access to care



Thank you for the opportunity.

Any Questions?